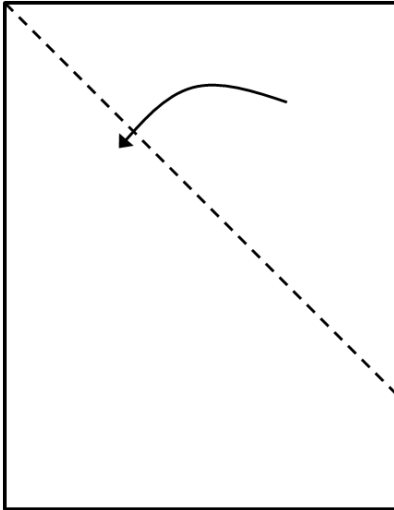


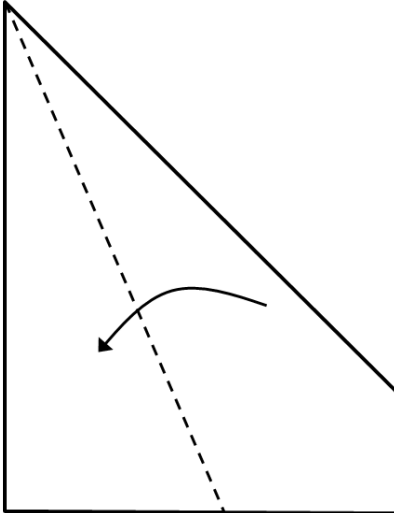
Difficulty: Easy

The Fly Plane is probably one of the simplest paper airplanes possible. Although it is rather cheap, asymmetrical, and light, it is easy to make and flies relatively well. Here is a step by step process.

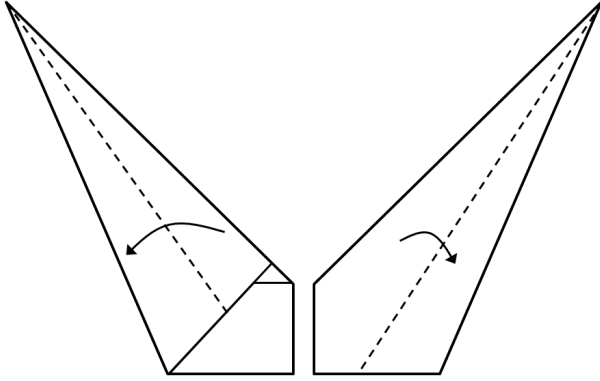
1) Fold the top right corner to the left side so the sides of the paper align.



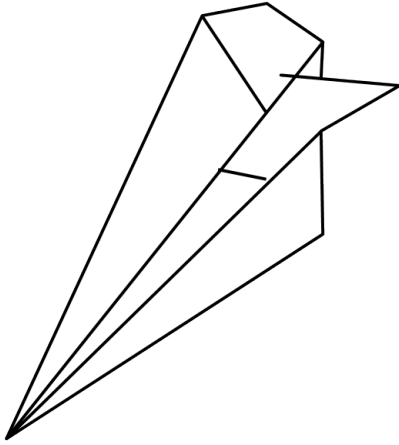
2) Fold the right side of the paper to the left side so that the sides align. (Like repeating step one, but without the guiding corner)



3) Make the wings by folding each side to align with the bottom.



4) Straighten the wings.



Source: This plane is a common plane, but discovered by [Timothy Foster](#) without aid.